




MONTHLY REPORT OF DISBURSEMENTS
For the month of February 2021

Department: Department of Science and Technology (DOST)
 Entity Name: PHILIPPINE SCIENCE HIGH SCHOOL - MIMAROPA REGION CAMPUS
 Operating Unit: MIMAROPA Region Campus
 Organization Code (UACS): 1901609015
 Funding Source Code (as clustered): 01-Regular Agency Fund
 (e.g. UACS Fund Cluster: 01-Regular Agency Fund, 02-Foreign Assisted Projects Fund, 03-Special Account-Local Funded/Domestic Grants Fund, etc.)

PARTICULARS	CURRENT YEAR BUDGET					PRIOR YEAR'S BUDGET											SUB-TOTAL	TRUST LIABILITIES				GRAND TOTAL					Remarks
	PS	MOOE	Fin. Exp	CO	TOTAL	PRIOR YEAR'S ACCOUNTS PAYABLE				CURRENT YEAR'S ACCOUNTS PAYABLE					TOTAL	PS		MOOE	CO	TOTAL	PS	MOOE	Fin. Exp	CO	TOTAL		
						PS	MOOE	Fin. Exp	CO	PS	MOOE	Fin. Exp	CO	Sub-Total													
1	2	3	4	5	6=(2+3+4+5)	7	8	9	10	11=(7+8+9+10)	12	13	14	15	16=(12+13+14+15)	17=(11+16)	18=(6+17)	19	20	21	22=(19+20+21)	23	24	25	26	27=(23+24+25+26)	28
CASH DISBURSEMENTS																											
Notice of Cash Allocation (NCA)	1,435,625.15	1,097,893.69		96,124.23	2,629,643.07	-	281,876.00	-	1,436,666.57	1,718,542.57	-	112,812.00	-	-	112,812.00	1,831,354.57	4,460,997.64	-	-	-	-	1,435,625.15	1,492,581.69	-	1,532,790.80	4,460,997.64	
MDS Checks Issued	1,066,348.12	652,720.20		-	1,719,068.32	-	233,676.00	-	173,707.50	407,383.50	-	88,800.00	-	-	88,800.00	496,183.50	2,215,251.82	-	-	-	-	1,066,348.12	975,196.20	-	173,707.50	2,215,251.82	
Advice to Debit Account	369,277.03	445,173.49		96,124.23	910,574.75	-	48,200.00	-	1,262,959.07	1,311,159.07	-	24,012.00	-	-	24,012.00	1,335,171.07	2,245,745.82	-	-	-	-	369,277.03	517,385.49	-	1,359,083.30	2,245,745.82	
Notice of Cash Allocation (NTA)	-	-		-	-	-	-	-	-	-	-	-	-	-	-	-	-	-	-	-	-	-	-	-	-	-	
MDS Checks Issued	-	-		-	-	-	-	-	-	-	-	-	-	-	-	-	-	-	-	-	-	-	-	-	-	-	
Advice to Debit Account	-	-		-	-	-	-	-	-	-	-	-	-	-	-	-	-	-	-	-	-	-	-	-	-	-	
Working Fund For FAPs	-	-		-	-	-	-	-	-	-	-	-	-	-	-	-	-	-	-	-	-	-	-	-	-	-	
Cash Disbursement Ceiling (CDC)	-	-		-	-	-	-	-	-	-	-	-	-	-	-	-	-	-	-	-	-	-	-	-	-	-	
TOTAL CASH DISBURSEMENTS	1,435,625.15	1,097,893.69		96,124.23	2,629,643.07	-	281,876.00	-	1,436,666.57	1,718,542.57	-	112,812.00	-	-	112,812.00	1,831,354.57	4,460,997.64	-	-	-	-	1,435,625.15	1,492,581.69	-	1,532,790.80	4,460,997.64	
NON-CASH DISBURSEMENTS																											
Tax Remittance Advices Issued (TRA)	136,600.00	1,049.89		1,500.00	139,149.89	-	11,030.00	-	9,937.50	20,967.50	-	-	-	-	-	20,967.50	160,117.39	-	-	-	-	136,600.00	12,079.89	-	11,437.50	160,117.39	
Non-Cash Availment Authority (NCAA)	-	-		-	-	-	-	-	-	-	-	-	-	-	-	-	-	-	-	-	-	-	-	-	-	-	
Disbursement effected through outright deduction from claims (please specify...)	-	-		-	-	-	-	-	-	-	-	-	-	-	-	-	-	-	-	-	-	-	-	-	-	-	
Overpayment of expenses (e.g. personnel benefits)	-	-		-	-	-	-	-	-	-	-	-	-	-	-	-	-	-	-	-	-	-	-	-	-	-	
Restitution for loss of government property	-	-		-	-	-	-	-	-	-	-	-	-	-	-	-	-	-	-	-	-	-	-	-	-	-	
Liquidated Damages and similar claims	-	-		-	-	-	-	-	-	-	-	-	-	-	-	-	-	-	-	-	-	-	-	-	-	-	
Others (TEF, BTr Documentary Stamp Tax, etc.)	-	-		-	-	-	-	-	-	-	-	-	-	-	-	-	-	-	-	-	-	-	-	-	-	-	
TOTAL NON-CASH DISBURSEMENTS	136,600.00	1,049.89		1,500.00	139,149.89	-	11,030.00	-	9,937.50	20,967.50	-	-	-	-	-	20,967.50	160,117.39	-	-	-	-	136,600.00	12,079.89	-	11,437.50	160,117.39	
GRAND TOTAL	1,572,225.15	1,098,943.58		97,624.23	2,768,792.96	-	292,906.00	-	1,446,604.07	1,739,510.07	-	112,812.00	-	-	112,812.00	1,852,322.07	4,621,115.03	-	-	-	-	1,572,225.15	1,504,661.58	-	1,544,228.30	4,621,115.03	
SUMMARY:																											
		Previous Months		This Month (Feb)	As of Date																Previous Months	This Month (Feb)		As of Date			
Total Disbursement Authorities Received		10,403,301.87		5,340,117.39	15,743,419.26																11,405,275.00	13,012,857.00		24,418,132.00			
NCA		10,238,000.00		5,180,000.00	15,418,000.00																2,592,798.11	4,621,115.03		7,213,913.14			
NTA		-		-	-																-	-		-			
Working Fund		-		-	-																-	-		-			
TRA		165,301.87		160,117.39	325,419.26																-	-		-			
CDC		-		-	-																-	-		-			
NCAA		-		-	-																-	-		-			
Others (CDT, BTr Docs Stamp, etc.)		-		-	-																-	-		-			
Less: Notice of Transfer Allocations (NTA)* issued		-		-	-																-	-		-			
Total Disbursements Authorities Available		10,403,301.87		5,340,117.39	15,743,419.26																	11,405,275.00	13,012,857.00		24,418,132.00		
Less: Lapsed NCA		-		-	-																	-	-		-		
Disbursements **		2,592,798.11		4,621,115.03	7,213,913.14																						
Less: Other Non-Cash Disbursements		-		-	-																-	-		-			
Disbursements effected through outright deductions from claims		-		-	-																-	-		-			
Overpayment of expenses (e.g. personnel benefits)		-		-	-																-	-		-			
Restitution of loss of government property		-		-	-																-	-		-			
Liquidated Damages and similar claims		-		-	-																-	-		-			
Others (TEF, BTr Documentary Stamp Tax, etc.)		-		-	-																-	-		-			
Add/Less: Adjustments (e.g. cancelled/staled checks)		-		-	-																-	-		-			
Balance of Disbursements Authorities as of to date		7,810,503.76		719,002.36	8,529,506.12																						
Notes: The use of NTA is discouraged																											
* Amounts should tally																											
** Amounts should tally with the grand total disbursements (column 27)																											
Certified Correct:																											
 RYMAY E. FAMATIGA ACCOUNTANT II 03/05/2021																											
Recommending Approval by:																											
 MERIAM E. PALAR FAD CHIEF/AO V 03/05/2021																											
Approved By:																											
 EDWARD C. ALBARACIN DIRECTOR III 03/05/2021																											